

## Investment Objective

- Seeks to provide a predictable stream of current dividend and interest income and long-term capital appreciation
- Provides global exposure to asset classes while attempting to balance risk adjusted returns through a comprehensive set of passive and active strategies.
- Designed for accounts with less than \$250,000 that are not large enough to hold individual securities.

## Investment Team

**Robert C. Stimson, CPA**

CIO, Lead Portfolio Manager

**James R. Moise**

Analyst/ Equity Trader

**David K. Mullen**

Analyst

**Hampton W. Boyd**

Associate

## Company Overview

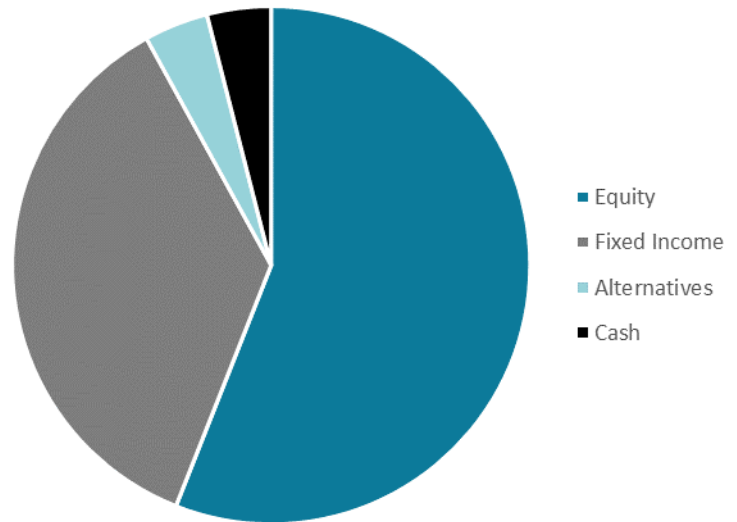
Little House Capital, LLC is an SEC Registered Investment Advisor.

The firm was established to redefine the wealth management experience by integrating investment management, financial planning, and complex estate and tax strategies. We provide seamless and comprehensive goal-based solutions that seek to achieve desired outcomes for individuals, families, trusts, and institutions.

## Contact Info

Little House Capital  
35 Braintree Hill Park, #100  
Braintree, MA 02184  
Phone: 617-545-5600  
Email:  
LHC@littlehousecapital.com

## Allocation (Growth with Income)



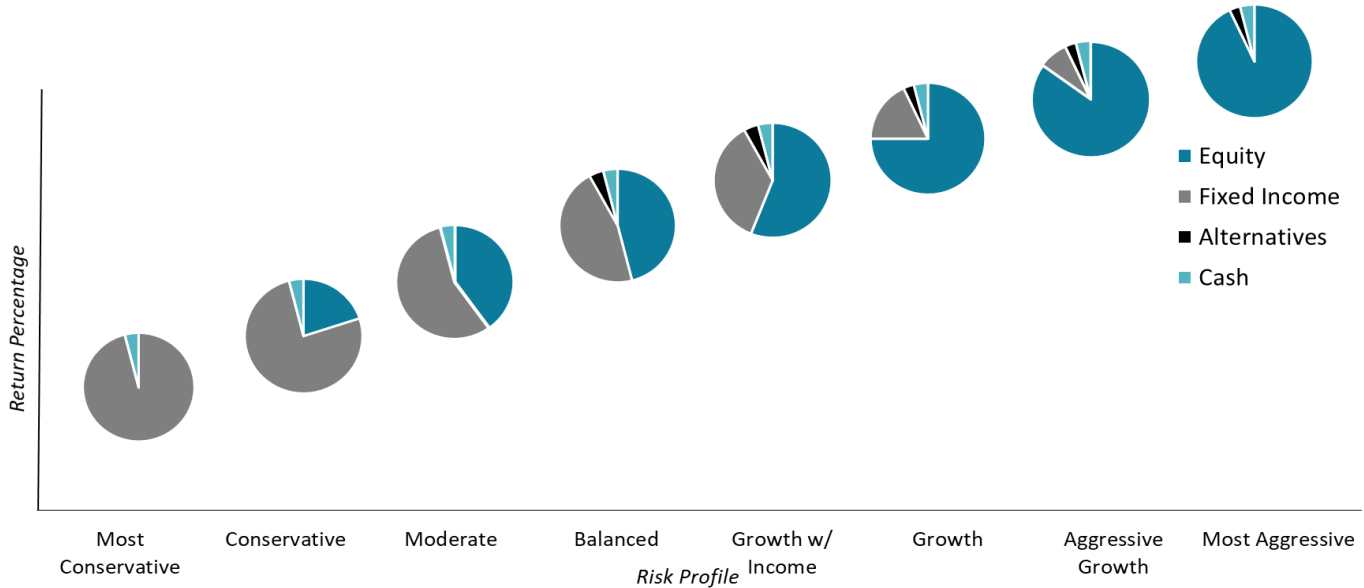
Asset Class	Weight
<b>Equities</b>	<b>56%</b>
US Large Cap	27%
US Mid Cap	6%
US Small Cap	6%
International Developed Markets	10%
International Emerging Markets	7%
<b>Fixed Income</b>	<b>36%</b>
Bond Funds	27%
<b>Alternatives</b>	<b>4%</b>
<b>Cash</b>	<b>4%</b>

Returns	QTD	YTD	TTM
<b>Total (Gross)</b>	<b>-2.7%</b>	<b>6.4%</b>	<b>13.1%</b>
<b>Total (Net)</b>	<b>-3.0%</b>	<b>5.7%</b>	<b>12.1%</b>
Equity	-3.6%	11.5%	22.7%
Fixed Income	-2.1%	0.0%	2.3%
Alternatives	2.8%	1.2%	2.2%
Cash	0.7%	1.8%	1.8%

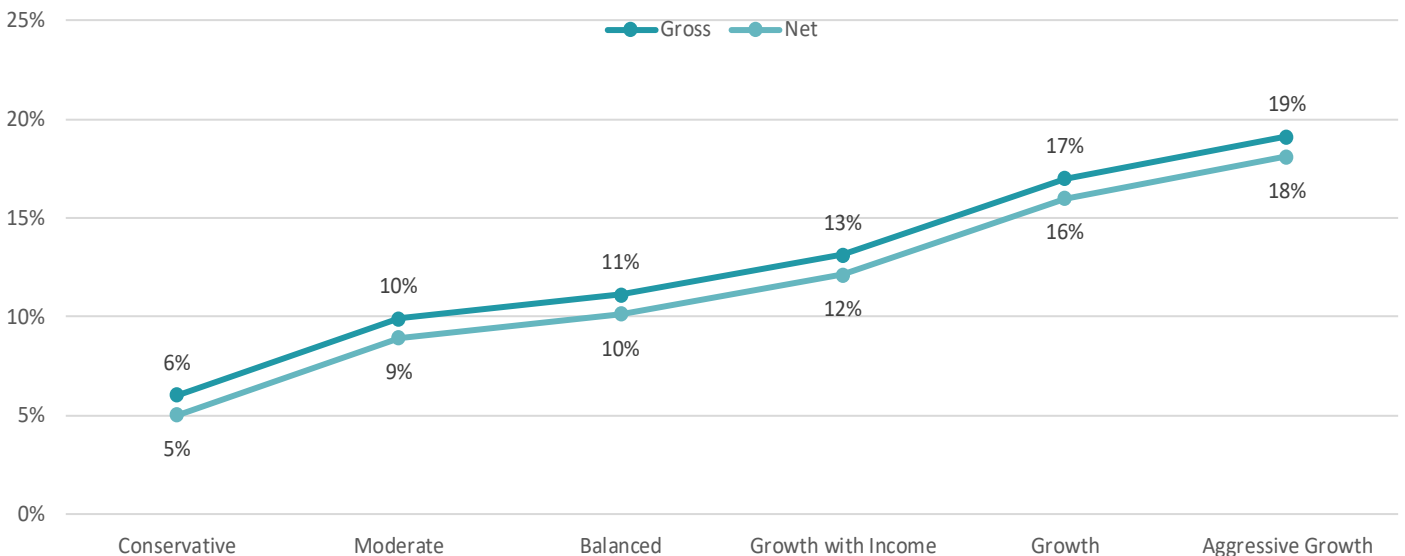
# Smart Active / Passive Strategy

## Asset Mix Risk and Return



Risk Profile	Most Conservative	Conservative	Moderate	Balanced	Growth w/ Income	Growth	Aggressive Growth	Most Aggressive
Equity	0%	20%	40%	46%	56%	75%	85%	93%
Fixed Income	96%	76%	56%	46%	36%	18%	8%	0%
Alternatives	0%	0%	0%	4%	4%	3%	3%	3%
Cash	4%	4%	4%	4%	4%	4%	4%	4%

## Performance vs. Risk/Return (TTM)



Disclosure: Little House Capital, LLC is a registered investment advisor with the SEC. For complete disclosures please see our brochure at [sec.gov](https://www.sec.gov) or by contacting us and requesting it directly. This material has been prepared for information purposes only. Investment products and strategies are not guaranteed by Little House Capital LLC, are not insured by the FDIC or by any other government agency and may lose value. The performance quoted represents past performance and does not guarantee future results. Performance is net-of-fees based on a standard fee of 1%/yr. Holdings and allocation may not reflect our current investment views and should not be used as the basis for an investment decision. Determining the suitability of this product will depend on feedback and risk tolerance of individual clients. For legal and tax matters, legal and tax advisors should be consulted. All material is believed to be reliable, but accuracy is not guaranteed. This is not a warranty for liability on decisions based on such information. This is not a solicitation for any order to buy or sell securities. Performance, risk/reward characteristics, and charts provided by Bloomberg. Copyright by Little House Capital.